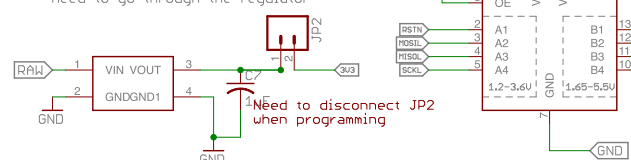


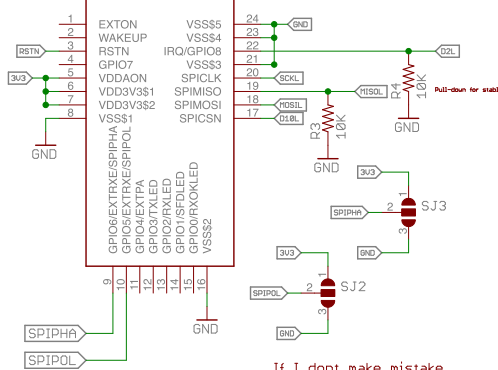
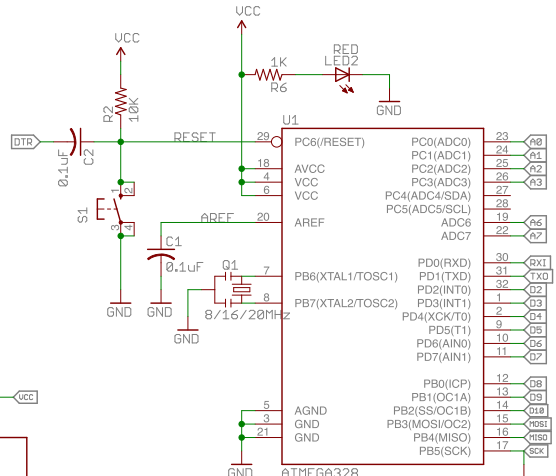


Mid-range positioning  
 Ver 0.4  
 D411000 Functional Board  
 Hengjiu Kang  
 re-version: Oct10 2015

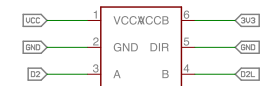
There are six pins needs to be shifted  
 1. MISO  
 2. MISO  
 3. CLK  
 4. SS  
 5. RSTn  
 6. INT  
 Power from battery do not need to go through the regulator



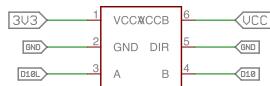
Need to disconnect JP2 when programming



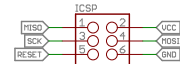
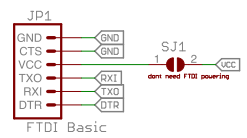
If I dont make mistake,  
 default SPI mode in Arduino is not mode 0.  
 Using two jumpers in case



Pin is wrong  
 please see pin 8 to 4



for MISO, use 14  
 for RSTn, use 14  
 from B7 to B14



Original Arduino Mini Design by Team Arduino  
 Arduino Pro Mini Design by Spark Fun Electronics 14